




Basserweiterung für das C 15 und C 30 Constant Curvature Line Array. Integriertes und optisch unauffälliges Flugsystem für geflogene Arrayanwendungen in Festinstallationen. Der Hochleistungs-18" Neodym-Treiber bewirkt in Kombination mit der optimierten Bass-reflex-technologie eine besonders impulstreue und tiefreichende Basswiedergabe.

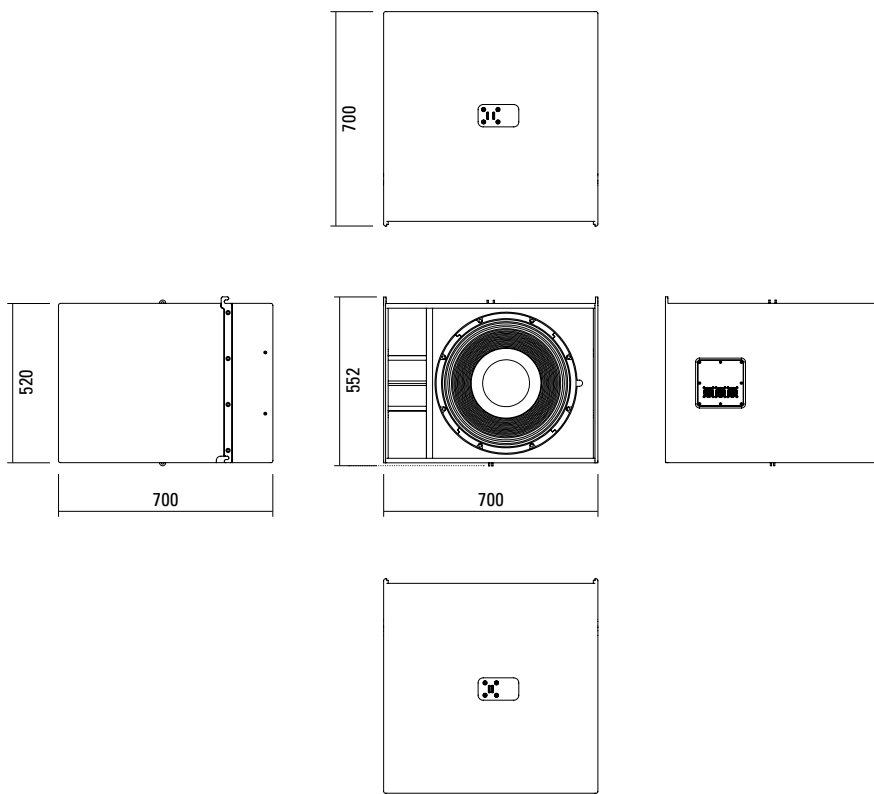
## PRODUCT SPECIFICATIONS

<b>Speaker Components</b>	18" Nd (4,5" VC)
<b>Description</b>	Passive Bass Extension
<b>Power</b> AES / Peak	1500 W / 4500 W
<b>Impedance</b> nominal	8 Ω
<b>SPL</b> 1 W / Peak @ 1 m	101 dB / 138 dB
<b>Usable Range</b>	30 Hz - 200 Hz (-6 dB)
<b>Tuning Frequency</b> excursion minimum	36 Hz
<b>Connectors</b>	3 x Speakon NL4 in/out Coding (2x): 1+/- loop thru, 2+/- Sub Coding (1x): 1+/- Sub, 2+/- loop thru
<b>Rigging / Fittings</b>	Rigging connectors for use w/ C15/C30 on C-Series flying frame
<b>Weight</b>	46 kg
<b>Size</b> height x width x depth	52,0 x 70,0 x 70,0 cm
<b>Order No.</b>	<b>00475</b>



C Sub + C 15 / C 30

## DIMENSIONS



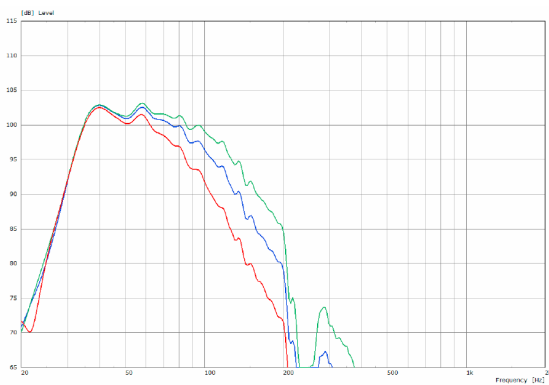
## APPLICATIONS



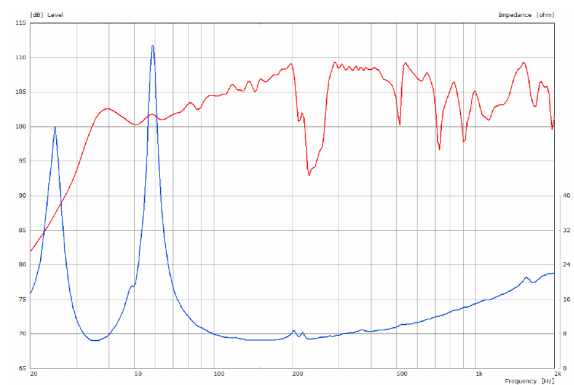
C Sub + C 15 / C 30

## MEASUREMENTS

### Frequency Response with Presets



### Sensitivity 1 W @ 1 m + Impedance



## ACCESSORIES C Sub 1801



### Flying Cradle

for C 15 / C 30 / C Sub 1801

max. load 140 kg

Order No. **01357**